



City of Texarkana, Texas



QUARTERLY INVESTMENT REPORT

**For the Quarter Ended
December 31, 2019**

**Prepared by
Valley View Consulting, L.L.C.**

The investment portfolio of the City of Texarkana, TX is in compliance with the Public Funds Investment Act and the Investment Policy and Strategies.


CFO/Finance Director (City)


Assistant CFO (City)

 5/13/20
Director of Finance (Water Utilities Department)


Customer Service/Accounting/Human Resources Manager (Water Utilities Department)

Disclaimer: These reports were compiled using information provided by the City. No procedures were performed to test the accuracy or completeness of this information. The market values included in these reports were obtained by Valley View Consulting, L.L.C. from sources believed to be accurate and represent proprietary valuation. Due to market fluctuations these levels are not necessarily reflective of current liquidation values. Yield calculations are not determined using standard performance formulas, are not representative of total return yields and do not account for investment advisor fees.

Summary

City Funds

Asset Type	September 30, 2019		December 31, 2019	
	Book Value	Market Value	Book Value	Ave. Yield
DDA/MMA/Pools	\$ 23,541,391	\$ 23,541,391	\$ 37,323,410	1.61%
CDs/Securities	4,774,877	4,774,877	4,810,889	3.05%
Totals	\$ 28,316,268	\$ 28,316,268	\$ 42,134,299	

Total Portfolio Average - Quarter 1.78%

Fiscal Year-to-Date Average Yield (2) 1.78%

Quarterly Interest Income \$ 162,950

Year-to-date Interest Income \$ 162,950

Water Utility

Asset Type	September 30, 2019		December 31, 2019	
	Book Value	Market Value	Book Value	Ave. Yield
DDA/MMA/Pools	\$ 11,956,555	\$ 11,956,555	\$ 12,440,400	1.68%
CDs/Securities	4,212,500	4,212,500	4,212,536	2.14%
Totals	\$ 16,169,055	\$ 16,169,055	\$ 16,652,935	

Total Portfolio Average - Quarter 1.80%

Fiscal Year-to-Date Average Yield (2) 1.80%

Quarterly Interest Income \$ 51,937

Year-to-date Interest Income \$ 51,937

QTR

Rolling Three Month Treasury	1.60%
Rolling Six Month Treasury	1.78%
TexPool	1.62%

YTD

Rolling Three Month Treasury	1.60%
Rolling Six Month Treasury	1.78%
TexPool	1.62%

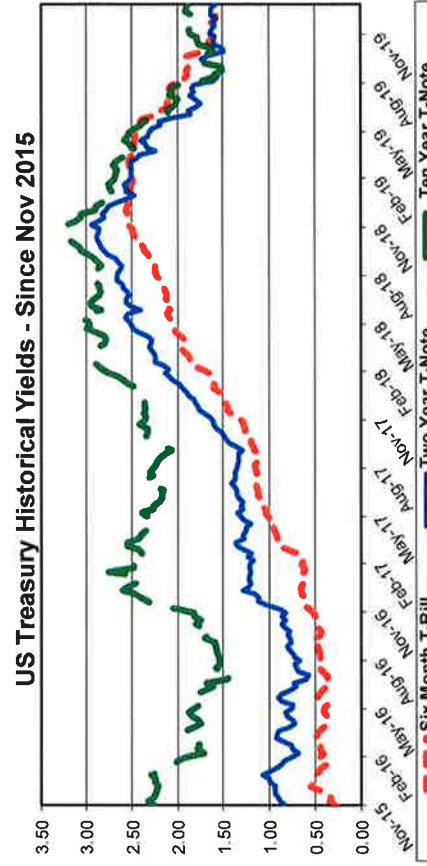
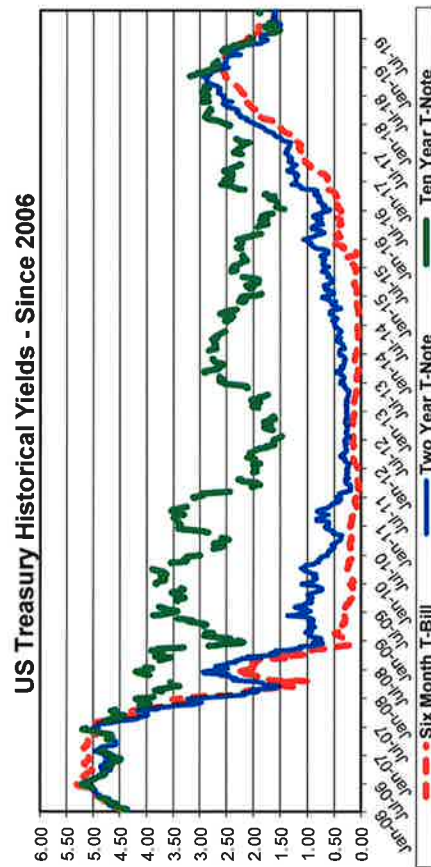

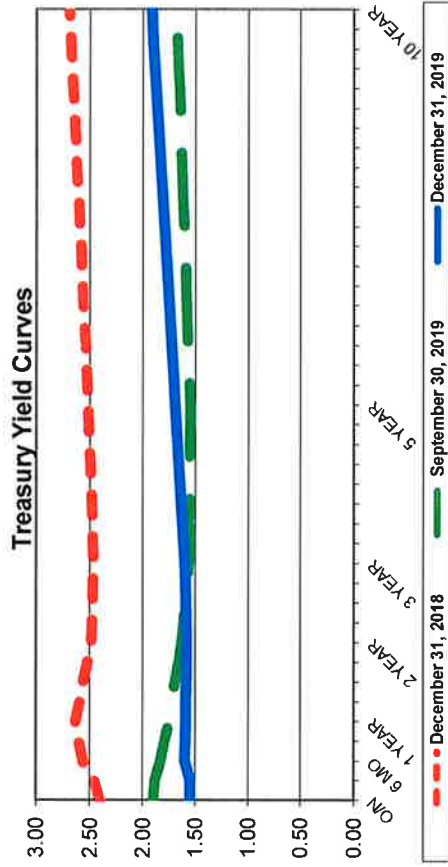
(1) **Current Quarter Weighted Average Yield** - calculated using quarter-end report yields and adjusted book values, does not reflect a total return analysis, realized or unrealized gains/losses or account for advisory fees. The yield for the reporting month is used for bank, pool, and money market balances.

(2) **Fiscal Year-to-Date Weighted Average Yields** calculated using quarter-end report yields and adjusted book values. Does not reflect a total return analysis or account for advisory fees...

Economic Overview

12/31/2019

The Federal Open Market Committee (FOMC) held the Fed Funds target range at 1.50% - 1.75% (Effective Fed Funds are trading +/-1.55%). The Futures Market has reduced the probability of additional decreases until late summer/early fall 2020. Middle East turmoil had bumped crude oil over \$60, but it has retreated back below. December Non Farm Payroll rose 145,000 resulting in a three month moving average of 185,000. The Unemployed level remained at 3.5%. The Stock Markets remain at or near historic highs. Consumer spending has improved. Housing shows signs of growth. Overall economic activity remains positive, 3rd Quarter GDP was confirmed at 2.1%. The British are moving forward with Brexit. Several trade agreements are also progressing (China, North America, Japan). The Yield Curve shifted to slightly positive.



**Investment Holdings
December 31, 2019**

City Funds

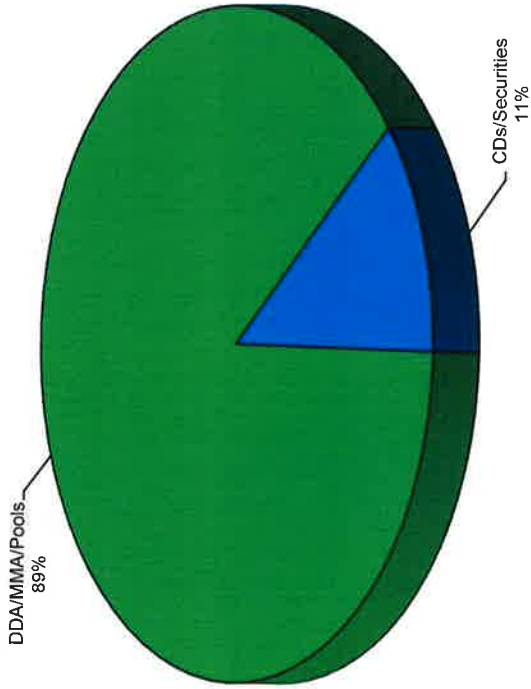
Description	Coupon/ Discount	Maturity Date	Settlement Date	Par Value	Book Value	Market Price	Market Value	Life (days)	Yield
Guaranty B&T MMA	1.50%	01/01/20	12/31/19	\$ 58,002	\$ 58,002	1.00	\$ 58,002	1	1.50%
Farmer's Bank & Trust MMA	1.56%	01/01/20	12/31/19	28,778,049	28,778,049	1.00	28,778,049	1	1.56%
Southside Bank MMA	1.74%	01/01/20	12/31/19	5,907	5,907	1.00	5,907	1	1.74%
NexBank MMA	1.82%	01/01/20	12/31/19	61,290	61,290	1.00	61,290	1	1.82%
NexBank ICS	1.80%	01/01/20	12/31/19	8,420,163	8,420,163	1.00	8,420,163	1	1.80%
Farmer's Bank & Trust CD	2.57%	07/27/20	07/27/19	1,012,209	1,012,209	100.00	1,012,209	209	2.57%
Farmer's Bank & Trust CD	2.90%	07/31/20	07/31/18	1,250,762	1,250,762	100.00	1,250,762	213	2.94%
Farmer's Bank & Trust CD	3.50%	04/18/21	04/18/19	1,535,457	1,535,457	100.00	1,535,457	474	3.50%
Farmer's Bank & Trust CD	3.00%	07/26/21	07/26/19	1,012,460	1,012,460	100.00	1,012,460	573	3.00%
Total City Funds				\$ 42,134,299	\$ 42,134,299		\$ 42,134,299	43	1.78%

Water Utility

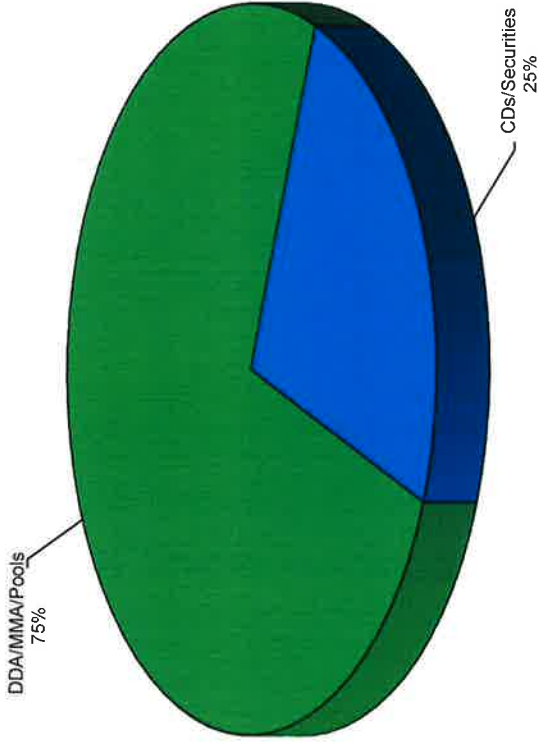
Description	Coupon/ Discount	Maturity Date	Settlement Date	Par Value	Book Value	Market Price	Market Value	Life (days)	Yield
Farmer's Bank & Trust MMA	1.56%	01/01/20	12/31/19	\$ 6,478,203	\$ 6,478,203	1.00	\$ 6,478,203	1	1.56%
NexBank MMA	1.82%	01/01/20	12/31/19	5,962,197	5,962,197	1.00	5,962,197	1	1.82%
East West Bank CD	2.15%	02/09/20	08/09/19	975,036	975,036	100.00	975,036	40	2.15%
East West Bank CD	2.15%	02/12/20	08/16/19	975,000	975,000	100.00	975,000	43	2.15%
East West Bank CD	2.32%	03/01/20	03/01/18	500,000	500,000	100.00	500,000	61	2.32%
Farmer's Bank & Trust CD	2.96%	05/16/20	11/16/18	275,000	275,000	100.00	275,000	137	3.00%
Texas Security Bank CD	2.10%	07/13/20	07/13/19	787,500	787,500	100.00	787,500	195	2.10%
East West Bank CD	1.70%	11/26/20	11/26/19	700,000	700,000	100.00	700,000	331	1.71%
Total Water Utility				\$ 16,652,935	\$ 16,652,935		\$ 16,652,935	33	1.80%
Combined Portfolio				\$ 58,787,234	\$ 58,787,234		\$ 58,787,234	40	1.78%
								(1)	(2)

(1) **Weighted average life** - For purposes of calculating weighted average life, cash equivalent investments are assumed to have a one day maturity.
(2) **Weighted average yield to maturity** - The weighted average yield to maturity is based on adjusted book value, realized and unrealized gains/losses and investment advisory fees are not considered. The yield for the reporting month is used for cash equivalent investments.

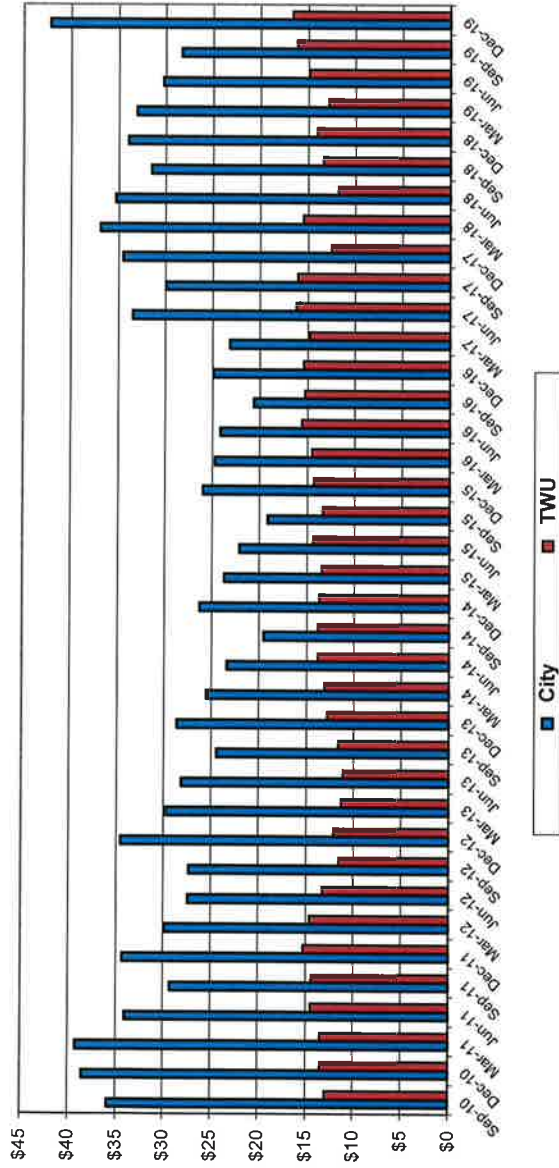
City Portfolio Composition



TWU Portfolio Composition



Quarter End Portfolio (Millions)



Book Value Comparison

Description	Coupon/ Discount	Maturity Date	September 30, 2019			December 31, 2019		
			Par Value	Book Value	Purchases/ Adjustments	Sales/Adjust/ Maturities	Par Value	Book Value
			\$	\$	\$	\$	\$	\$
Guaranty B&T MMA	1.50%	01/01/20	1,673	1,673	56,329	-	58,002	58,002
Farmers Bank & Trust MMA	1.56%	01/01/20	20,716,839	20,716,839	14,539,413		35,256,252	35,256,252
Southside Bank MMA	1.74%	01/01/20	5,879	5,879	28		5,907	5,907
NexBank MMA	1.82%	01/01/20	5,994,627	5,994,627	28,860		6,023,487	6,023,487
NexBank ICS	1.80%	01/01/20	8,778,928	8,778,928		(358,766)	8,420,163	8,420,163
LegacyTexas Bank CD	2.65%	11/15/19	700,000	700,000		(700,000)	-	-
East West Bank CD	2.15%	02/09/20	975,000	975,000	36		975,036	975,036
East West Bank CD	2.15%	02/12/20	975,000	975,000			975,000	975,000
East West Bank CD	2.32%	03/01/20	500,000	500,000			500,000	500,000
Farmer's Bank & Trust CD	2.96%	05/16/20	275,000	275,000			275,000	275,000
Texas Security Bank CD	2.10%	07/13/20	787,500	787,500			787,500	787,500
Farmer's Bank & Trust CD	2.57%	07/27/20	1,006,176	1,006,176	6,033		1,012,209	1,012,209
Farmer's Bank & Trust CD	2.90%	07/31/20	1,241,639	1,241,639	9,123		1,250,762	1,250,762
East West Bank CD	1.70%	11/26/20	-	-	700,000		700,000	700,000
Farmer's Bank & Trust CD	3.50%	04/18/21	1,522,136	1,522,136	13,321		1,535,457	1,535,457
Farmer's Bank & Trust CD	3.00%	07/26/21	1,004,925	1,004,925	7,535		1,012,460	1,012,460
TOTAL			\$ 44,485,323	\$ 44,485,323	\$ 15,360,677	\$ (1,058,766)	\$ 58,787,234	\$ 58,787,234

Market Value Comparison

Description	Coupon/ Discount	Maturity Date	September 30, 2019			December 31, 2019		
			Par Value	Market Value	Qtr to Qtr Change	Par Value	Market Value	
Guaranty B&T MMA	1.50%	01/01/20	\$ 1,673	\$ 1,673	\$ 56,329	\$ 58,002	\$ 58,002	
Farmers Bank & Trust MMA	1.56%	01/01/20	20,716,839	20,716,839	14,539,413	35,256,252	35,256,252	
Southside Bank MMA	1.74%	01/01/20	5,879	5,879	28	5,907	5,907	
NexBank MMA	1.82%	01/01/20	5,994,627	5,994,627	28,860	6,023,487	6,023,487	
NexBank ICS	1.80%	01/01/20	8,778,928	8,778,928	(358,766)	8,420,163	8,420,163	
LegacyTexas Bank CD	2.65%	11/15/19	700,000	700,000	(700,000)	—	—	
East West Bank CD	2.15%	02/09/20	975,000	975,000	36	975,036	975,036	
East West Bank CD	2.15%	02/12/20	975,000	975,000		975,000	975,000	
East West Bank CD	2.32%	03/01/20	500,000	500,000		500,000	500,000	
Farmer's Bank & Trust CD	2.96%	05/16/20	275,000	275,000		275,000	275,000	
Texas Security Bank CD	2.10%	07/13/20	787,500	787,500		787,500	787,500	
Farmer's Bank & Trust CD	2.57%	07/27/20	1,006,176	1,006,176	6,033	1,012,209	1,012,209	
Farmer's Bank & Trust CD	2.90%	07/31/20	1,241,639	1,241,639	9,123	1,250,762	1,250,762	
East West Bank CD	1.70%	11/26/20	—	—	700,000	700,000	700,000	
Farmer's Bank & Trust CD	3.50%	04/18/21	1,522,136	1,522,136	13,321	1,535,457	1,535,457	
Farmer's Bank & Trust CD	3.00%	07/26/21	1,004,925	1,004,925	7,535	1,012,460	1,012,460	
TOTAL			\$ 44,485,323	\$ 44,485,323	\$ 14,301,911	\$ 58,787,234	\$ 58,787,234	

**City Fund Allocation
December 31, 2019
Book & Market Value**

Fund #	Fund Name	Total	Guaranty B&T MMA	Farmer's B&T MMA	Southside Bank MMA	NextBank MMA	NextBank ICS	2.57% Farmer's B&T CD: 07/27/19 - 07/27/20
101	GENERAL FUND - Pooled Cash	\$ 14,008,125	\$ 58,002	\$ 9,007,948	\$ 4,150	\$ 13,895	\$ 2,137,911	\$ -
101	GENERAL FUND	2,318	-	2,318	-	-	-	-
102	NARCOTICS DIVISION OPERATIONS	153,913	-	153,913	-	-	-	-
103	PERSONNEL POLICY	744,798	-	-	718	4,805	739,276	-
104	WORKER'S COMP	162,159	-	162,159	-	-	-	-
107	COURT SECURITY FUND	411,260	-	411,260	-	-	-	-
109	GENERAL PROPERTY & LIAB	22,634	-	22,634	-	-	-	-
111	POLICE EVIDENCE ESCROW FUND	1,838	-	1,838	-	-	-	-
113	ENERGY CONSERVATION REV. LOAN	35,157	-	35,157	-	-	-	-
114	COURT TECHNOLOGY FUND	659	-	659	-	-	-	-
115	TECHNOLOGY FUND	-	-	-	-	-	-	-
116	TIRZ #1	2,485,043	-	1,472,640	-	-	1,012,404	-
117	DONATION FUND	40,350	-	40,350	-	-	-	-
120	MAJOR MAINTENANCE FUND	72,808	-	72,808	-	-	-	-
200	PEROT ENHANCEMENT FUND	262,989	-	262,989	-	-	-	-
202	POLICE DOG FUND	-	-	-	-	-	-	-
203	CDBG REVOLVING LOAN FUND	167,621	-	167,621	-	-	-	-
209	HOME PROGRAM	54,694	-	54,694	-	-	-	-
211	THEATRE FUND	6,695	-	6,695	-	-	-	-
212	HOTEL/MOTEL TAX FD	747,986	-	747,986	-	-	-	-
213	PEROT THEATRE BLDG MAINT	520,010	-	115,570	-	2,612	401,828	-
214	COC-HOMELESS ASSISTANCE GRANT	-	-	-	-	-	-	-
215	HOUSING FUND	79,646	-	78,139	205	8	1,293	-
216	POLICE ENTERPRISE TRAINING	22,424	-	22,424	-	-	-	-
217	LAW ENFORCEMENT BLOCK GRANT	7,862	-	7,862	-	-	-	-
218	CDBG 108 LOAN FUND	526,971	-	526,971	-	-	-	-
219	LAW ENFORCEMENT PROGRAM	35,970	-	35,970	-	-	-	-
220	METRO PLANNING ORG	-	-	-	-	-	-	-
222	TIFMAS FUND	8,954	-	8,954	-	-	-	-
223	ECONOMIC DEVELOPMENT	1,455,939	-	698,880	730	4,884	751,446	-
228	BUILDING MAINTENANCE	56,312	-	56,312	-	-	-	-
229	PUBLIC SAFETY RADIO FUND	47,422	-	47,422	-	-	-	-
230	ROTARY SPLASH PARK FUND	490	-	490	-	-	-	-
232	TRAIL GRANT FUND	15,678	-	15,678	-	-	-	-
301	INTEREST & SINKING	2,823,644	-	2,823,644	-	-	-	-
417	2005 BOND FUND	504,155	-	504,155	-	-	-	-
422	TIRZ BOND FUND	-	-	-	-	-	-	-
423	2017 BOND FUND	4,084,693	-	564,834	-	27,347	1,467,843	1,012,209
424	2019 TIRZ BOND FUND	7,010,689	-	7,010,689	-	-	-	-
501	HEALTH FUND	758,995	-	652,595	103	686	105,611	-
502	PUBLIC LIBRARY	45,374	-	45,374	-	-	-	-
601	DRUG ESCROW	54,699	-	54,699	-	-	-	-
605	FEDERAL ASSET FORFEITURE	124,692	-	124,692	-	-	-	-
701	EMPLOYEE BENEFIT	955	-	955	-	-	-	-
702	BENEFIT PAYMENT	1,322,521	-	526,079	1	512	795,929	-
703	FLEET SERVICES	125,851	-	125,851	-	-	-	-
704	CAPITAL REPLACEMENT	2,850,294	-	1,837,129	-	6,542	1,006,623	-
810	MEMBER CITY WATER REVENUE	109,576	-	109,576	-	-	-	-
TOTAL		\$ 42,134,299	\$ 58,002	\$ 28,778,049	\$ 5,907	\$ 61,290	\$ 8,420,163	\$ 1,012,209

**City Fund Allocation
December 31, 2019
Book & Market Value**

(Continued)

Fund #	Fund Name	2.9% Farmer's B&T CD: 07/31/18 - B&T CD: 07/31/20	3.5% Farmer's B&T CD: 04/18/19 - B&T CD: 04/18/20	3.0% Farmer's B&T CD: 07/26/19 - B&T CD: 07/26/21
101	GENERAL FUND - Pooled Cash	\$ 1,250,762	\$ 1,535,457	\$ -
101	GENERAL FUND	-	-	-
102	NARCOTICS DIVISION OPERATIONS	-	-	-
103	PERSONNEL POLICY	-	-	-
104	WORKER'S COMP	-	-	-
107	COURT SECURITY FUND	-	-	-
109	GENERAL PROPERTY & LIAB	-	-	-
111	POLICE EVIDENCE ESCROW FUND	-	-	-
113	ENERGY CONSERVATION REV. LOAN	-	-	-
114	COURT TECHNOLOGY FUND	-	-	-
115	TECHNOLOGY FUND	-	-	-
116	TIRZ #1	-	-	-
117	DONATION FUND	-	-	-
120	MAJOR MAINTENANCE FUND	-	-	-
200	PEROT ENHANCEMENT FUND	-	-	-
202	POLICE DOG FUND	-	-	-
203	CDBG REVOLVING LOAN FUND	-	-	-
209	HOME PROGRAM	-	-	-
211	THEATRE FUND	-	-	-
212	HOTEL/MOTEL TAX FD	-	-	-
213	PEROT THEATRE BLDG MAINT	-	-	-
214	COC-HOMELESS ASSISTANCE GRANT	-	-	-
215	HOUSING FUND	-	-	-
216	POLICE ENTERPRISE TRAINING	-	-	-
217	LAW ENFORCEMENT BLOCK GRANT	-	-	-
218	CDBG 108 LOAN FUND	-	-	-
219	LAW ENFORCEMENT PROGRAM	-	-	-
220	METRO PLANNING ORG	-	-	-
222	TIFMAS FUND	-	-	-
223	ECONOMIC DEVELOPMENT	-	-	-
228	BUILDING MAINTENANCE	-	-	-
229	PUBLIC SAFETY RADIO FUND	-	-	-
230	ROTARY SPLASH PARK FUND	-	-	-
232	TRAIL GRANT FUND	-	-	-
301	INTEREST & SINKING	-	-	-
417	2005 BOND FUND	-	-	-
422	TIRZ BOND FUND	-	-	-
423	2017 BOND FUND	-	-	-
424	2019 TIRZ BOND FUND	-	-	1,012,460
501	HEALTH FUND	-	-	-
502	PUBLIC LIBRARY	-	-	-
601	DRUG ESCROW	-	-	-
605	FEDERAL ASSET FORFEITURE	-	-	-
701	EMPLOYEE BENEFIT	-	-	-
702	BENEFIT PAYMENT	-	-	-
703	FLEET SERVICES	-	-	-
704	CAPITAL REPLACEMENT	-	-	-
810	MEMBER CITY WATER REVENUE	-	-	-
	TOTAL	\$ 1,250,762	\$ 1,535,457	\$ 1,012,460

**Water Fund Allocation
December 31, 2019
Book & Market Value**

Fund Name	Total	Farmer's B&T		NexBank		2.15% East		2.15% East		2.32% East	
		MMA	MMA	MMA	MMA	West Bank	West Bank	West Bank	West Bank	West Bank	West Bank
						CD: 08/09/19 -	CD: 08/16/19 -	CD: 08/09/19 -	CD: 08/16/19 -	CD: 03/01/18 -	CD: 03/01/20
Revenue	\$ 4,123,136	\$ 1,998,020	\$ 845,083	\$ 900,033	\$ -	\$ -	\$ -	\$ -	\$ -	\$ -	\$ -
Technology	480,196	110,472	369,724	-	-	-	-	-	-	-	-
2004 Bond	78,930	78,930	-	-	-	-	-	-	-	-	-
2013 Bond	67,795	67,795	-	-	-	-	-	-	-	-	-
2013 Construction	29,454	29,454	-	-	-	-	-	-	-	-	-
L.TWSC Capital Improvement	942,238	542,235	-	75,003	-	-	-	-	-	-	-
Texas Capital Improvement	1,039,016	364,016	-	-	-	675,000	-	-	-	-	-
Texas Corps of Engineers Cost*	6,806,310	1,783,921	4,747,389	-	-	-	-	-	-	-	-
Texas Compost	389,203	389,203	-	-	-	-	-	-	-	-	-
Texas Customer Deposit	826,695	226,695	-	-	-	200,000	-	-	400,000	-	-
Equipment Acquisition	256,891	156,891	-	-	-	100,000	-	-	-	-	-
Texas Infrastructure	206,581	106,581	-	-	-	-	-	-	-	100,000	-
Texas Personnel Policy	213,587	131,087	-	-	-	-	-	-	-	-	-
Texas Reserve	728,121	28,121	-	-	-	-	-	-	-	-	-
WWTP Depreciation	153,982	153,982	-	-	-	-	-	-	-	-	-
Texas Waggoner Creek CIP	310,798	310,798	-	-	-	-	-	-	-	-	-
	\$ 16,652,935	\$ 6,478,203	\$ 5,962,197	\$ 975,036	\$ 975,000	\$ 975,000	\$ 500,000				

*All funds in this account are dedicated for payment to the Corps of Engineers for water rights and related costs for implementation of the Ultimate Rule Curve of Lake Wright Patman.
Valley View Consulting, L.L.C.
9

**Water Fund Allocation
December 31, 2019
Book & Market Value**

(Continued)

Fund Name	2.96% Farmer's B&T CD: 11/16/18 - 05/16/20	2.1% Texas Security Bank CD: 07/13/19 - 07/13/20	1.7% East West Bank CD: 11/26/19 - 11/26/20
Revenue	\$ -	\$ 380,000	\$ -
Technology	-	-	-
2004 Bond	-	-	-
2013 Bond	-	-	-
2013 Construction	-	-	-
LWSC Capital Improvement	-	325,000	-
Texas Capital Improvement	-	-	-
Texas Corps of Engineers Cost*	275,000	-	-
Texas Compost	-	-	-
Texas Customer Deposit	-	-	-
Equipment Acquisition	-	-	-
Texas Infrastructure	-	-	-
Texas Personnel Policy	-	82,500	-
Texas Reserve	-	-	700,000
WWTP Depreciation	-	-	-
Texas Waggoner Creek CIP	-	-	-
	\$ 275,000	\$ 787,500	\$ 700,000

*All funds in this account are dedicated for payment to the Corps of Engineers for water rights and related costs for implementation of the Ultimate Rule Curve of Lake Wright Patman.

**City Fund Allocation
September 30, 2019
Book & Market Value**

Fund #	Fund Name	Total	Guaranty B&T MMA	Farmer's B&T MMA	Southside Bank MMA	NexBank MMA	NexBank ICS	2.57% Farmer's B&T CD: 07/27/19 - 07/27/20	2.9% Farmer's B&T CD: 07/31/18 - 07/31/20
101	GENERAL FUND - Pooled Cash	\$ 9,139,859	\$ 1,673	\$ 4,228,807	\$ 4,131	\$ 13,828	\$ 2,127,644	\$ -	\$ 1,241,639
101	GENERAL FUND	6,033	-	6,033	-	-	-	-	-
102	NARCOTICS DIVISION OPERATIONS	153,285	-	153,285	-	-	-	-	-
103	PERSONNEL POLICY	837,011	-	95,789	715	4,782	735,726	-	-
104	WORKER'S COMP	145,508	-	145,508	-	-	-	-	-
107	COURT SECURITY FUND	402,578	-	402,578	-	-	-	-	-
109	GENERAL PROPERTY & LIAB	232,917	-	232,917	-	-	-	-	-
111	POLICE EVIDENCE ESCROW FUND	1,831	-	1,831	-	-	-	-	-
113	ENERGY CONSERVATION REV. LOAN	35,013	-	35,013	-	-	-	-	-
114	COURT TECHNOLOGY FUND	16,492	-	16,492	-	-	-	-	-
115	TECHNOLOGY FUND	91,137	-	91,137	-	-	-	-	-
116	TIRZ #1	2,411,341	-	1,403,800	-	-	1,007,542	-	-
117	DONATION FUND	19,530	-	19,530	-	-	-	-	-
120	MAJOR MAINTENANCE FUND	459,488	-	459,488	-	-	-	-	-
200	PEROT ENHANCEMENT FUND	272,933	-	272,933	-	-	-	-	-
202	POLICE DOG FUND	58,945	-	58,945	-	-	-	-	-
203	CDBG REVOLVING LOAN FUND	164,865	-	164,865	-	-	-	-	-
209	HOME PROGRAM	53,404	-	53,404	-	-	-	-	-
211	THEATRE FUND	57,679	-	57,679	-	-	-	-	-
212	HOTEL/MOTEL TAX FD	542,735	-	542,735	-	-	-	-	-
213	PEROT THEATRE BLDG MAINT	520,796	-	118,298	-	2,599	399,899	-	-
214	COC-HOMELESS ASSISTANCE GRANT	19,912	-	19,912	-	-	-	-	-
215	HOUSING FUND	278,371	-	278,371	204	8	1,287	-	-
216	POLICE ENTERPRISE TRAINING	18,135	-	18,135	-	-	-	-	-
217	LAW ENFORCEMENT BLOCK GRANT	17,526	-	17,526	-	-	-	-	-
218	CDBG 108 LOAN FUND	524,819	-	524,819	-	-	-	-	-
219	LAW ENFORCEMENT PROGRAM	35,823	-	35,823	-	-	-	-	-
220	METRO PLANNING ORG	48,826	-	48,826	-	-	-	-	-
222	TIFMAS FUND	17,037	-	17,037	-	-	-	-	-
223	ECONOMIC DEVELOPMENT	1,401,187	-	647,764	726	4,860	747,837	-	-
228	BUILDING MAINTENANCE	28,289	-	28,289	-	-	-	-	-
229	PUBLIC SAFETY RADIO FUND	126,538	-	126,538	-	-	-	-	-
230	ROTARY SPLASH PARK FUND	8,200	-	8,200	-	-	-	-	-
301	INTEREST & SINKING	210,972	-	210,972	-	-	-	-	-
417	2005 BOND FUND	502,096	-	502,096	-	-	-	-	-
422	TIRZ BOND FUND	196	-	196	-	-	-	-	-
423	2017 BOND FUND	4,267,346	-	369,034	-	27,216	1,859,995	1,006,176	-
501	HEALTH FUND	773,482	-	667,593	102	683	105,104	-	-
502	PUBLIC LIBRARY	42,332	-	42,332	-	-	-	-	-
601	DRUG ESCROW	21,996	-	21,996	-	-	-	-	-
605	FEDERAL ASSET FORFEITURE	124,183	-	124,183	-	-	-	-	-
701	EMPLOYEE BENEFIT	906	-	906	-	-	-	-	-
702	BENEFIT PAYMENT	1,831,732	-	1,039,115	1	509	792,107	-	-
703	FLEET SERVICES	240,957	-	240,957	-	-	-	-	-
704	CAPITAL REPLACEMENT	2,088,946	-	1,080,645	-	6,511	1,001,789	-	-
810	MEMBER CITY WATER REVENUE	63,082	-	63,082	-	-	-	-	-
TOTAL		\$ 28,316,268	\$ 1,673	\$ 14,693,914	\$ 5,879	\$ 60,996	\$ 8,778,928	\$ 1,006,176	\$ 1,241,639

**City Fund Allocation
September 30, 2019
Book & Market Value**

(Continued)

Fund #	Fund Name	3.5% Farmer's B&T CD: 04/18/19 - 04/18/2020	3.0% Farmer's B&T CD: 07/26/19 - 07/26/21
101	GENERAL FUND - Pooled Cash	\$ 1,522,136	\$ -
101	GENERAL FUND	-	-
102	NARCOTICS DIVISION OPERATIONS	-	-
103	PERSONNEL POLICY	-	-
104	WORKER'S COMP	-	-
107	COURT SECURITY FUND	-	-
109	GENERAL PROPERTY & LIAB	-	-
111	POLICE EVIDENCE ESCROW FUND	-	-
113	ENERGY CONSERVATION REV. LOAN	-	-
114	COURT TECHNOLOGY FUND	-	-
115	TECHNOLOGY FUND	-	-
116	TIRZ #1	-	-
117	DONATION FUND	-	-
120	MAJOR MAINTENANCE FUND	-	-
200	PEROT ENHANCEMENT FUND	-	-
202	POLICE DOG FUND	-	-
203	CDBG REVOLVING LOAN FUND	-	-
209	HOME PROGRAM	-	-
211	THEATRE FUND	-	-
212	HOTEL/MOTEL TAX FD	-	-
213	PEROT THEATRE BLDG MAINT	-	-
214	COC-HOMELESS ASSISTANCE GRANT	-	-
215	HOUSING FUND	-	-
216	POLICE ENTERPRISE TRAINING	-	-
217	LAW ENFORCEMENT BLOCK GRANT	-	-
218	CDBG 108 LOAN FUND	-	-
219	LAW ENFORCEMENT PROGRAM	-	-
220	METRO PLANNING ORG	-	-
222	TIFMAS FUND	-	-
223	ECONOMIC DEVELOPMENT	-	-
228	BUILDING MAINTENANCE	-	-
229	PUBLIC SAFETY RADIO FUND	-	-
230	ROTARY SPLASH PARK FUND	-	-
301	INTEREST & SINKING	-	-
417	2005 BOND FUND	-	-
422	TIRZ BOND FUND	-	-
423	2017 BOND FUND	-	-
501	HEALTH FUND	-	1,004,925
502	PUBLIC LIBRARY	-	-
601	DRUG ESCROW	-	-
605	FEDERAL ASSET FORFEITURE	-	-
701	EMPLOYEE BENEFIT	-	-
702	BENEFIT PAYMENT	-	-
703	FLEET SERVICES	-	-
704	CAPITAL REPLACEMENT	-	-
810	MEMBER CITY WATER REVENUE	-	-
	TOTAL	\$ 1,522,136	\$ 1,004,925

**Water Fund Allocation
September 30, 2019
Book & Market Value**

Fund Name	Total	Farmer's B&T		NexBank		LegacyTexas		2.15% East		2.15% East		2.32% East	
		MMA	MMA	MMA	MMA	Bank CD: 08/16/18 - 11/15/19	West Bank CD: 08/09/19 - 02/09/20	West Bank CD: 08/16/19 - 02/12/20	West Bank CD: 03/01/18 - 03/01/20				
Revenue	\$ 4,194,458	\$ 2,073,423	\$ 841,034	\$ -	\$ 900,000	\$ -	\$ -	\$ -	\$ -	\$ -	\$ -	\$ -	\$ -
Technology	391,660	23,707	367,953	-	-	-	-	-	-	-	-	-	-
2004 Bond	32,511	32,511	-	-	-	-	-	-	-	-	-	-	-
2013 Bond	28,026	28,026	-	-	-	-	-	-	-	-	-	-	-
2013 Construction	29,334	29,334	-	-	-	-	-	-	-	-	-	-	-
LWSC Capital Improvement	864,603	464,603	-	-	75,000	-	-	-	-	-	-	-	-
Texas Capital Improvement	804,342	129,342	-	-	-	-	675,000	-	-	-	-	-	-
Texas Corps of Engineers Cost*	6,463,247	1,463,603	4,724,644	-	-	-	-	-	-	-	-	-	-
Texas Compost	427,645	427,645	-	-	-	-	-	-	-	-	-	-	-
Texas Customer Deposit	829,628	229,628	-	-	-	-	200,000	-	-	400,000	-	-	-
Equipment Acquisition	556,385	456,385	-	-	-	-	100,000	-	-	-	-	-	-
Texas Infrastructure	259,834	159,834	-	-	-	-	-	-	-	-	-	100,000	-
Texas Personnel Policy	202,222	119,722	-	-	-	-	-	-	-	-	-	-	-
Texas Reserve	704,472	4,472	-	-	700,000	-	-	-	-	-	-	-	-
WWTP Depreciation	120,752	120,752	-	-	-	-	-	-	-	-	-	-	-
Texas Waggoner Creek CIP	259,938	259,938	-	-	-	-	-	-	-	-	-	-	-
	\$ 16,169,055	\$ 6,022,924	\$ 5,933,631	\$ 700,000	\$ 975,000	\$ 975,000	\$ 975,000	\$ 500,000					

*All funds in this account are dedicated for payment to the Corps of Engineers for water rights and related costs for implementation of the Ultimate Rule Curve of Lake Wright Patman.

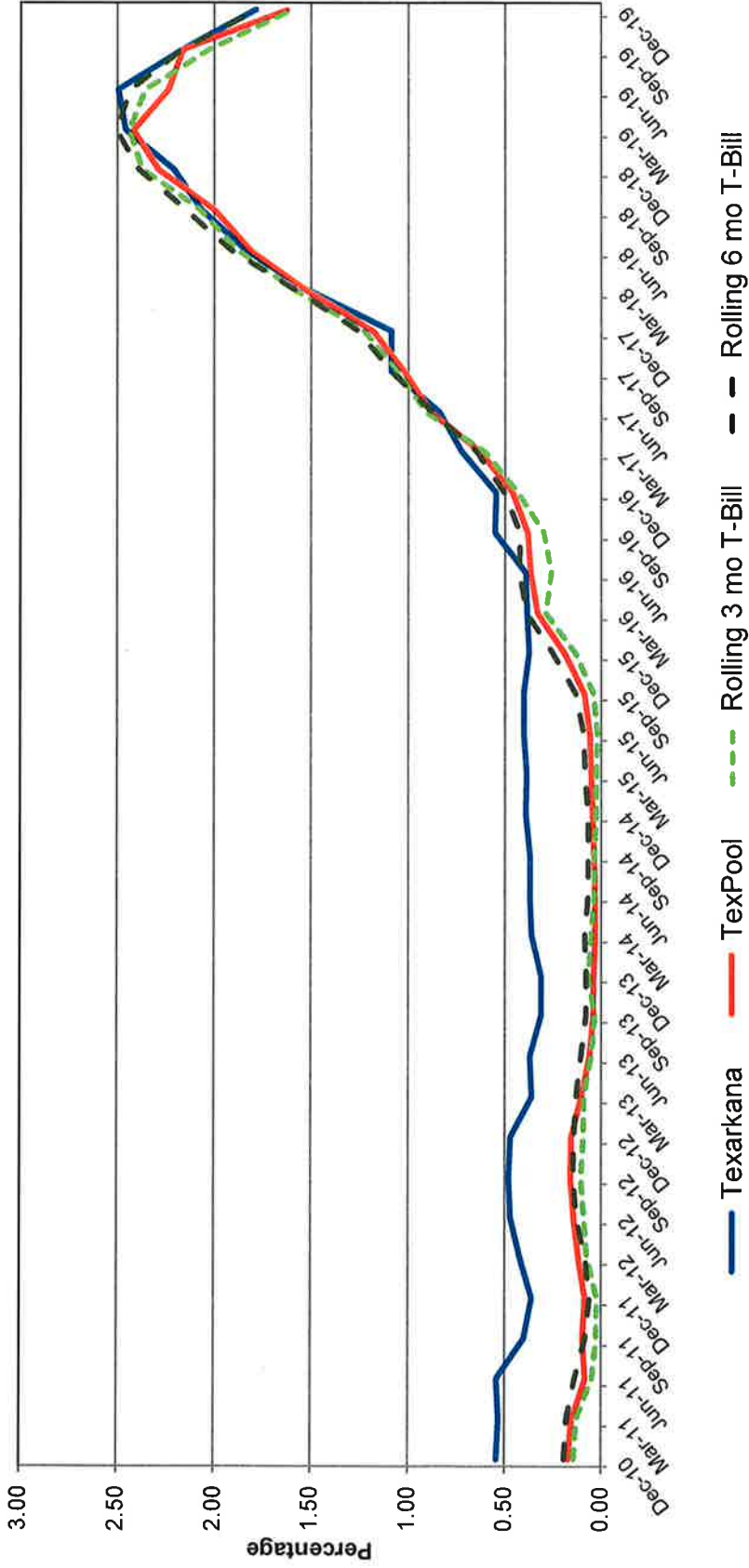
**Water Fund Allocation
September 30, 2019
Book & Market Value**

(Continued)

Fund Name	2.96% Farmer's B&T CD: 11/16/18 -		2.1% Texas Security Bank CD: 07/13/19 -	
	05/16/20	07/13/20	05/16/20	07/13/20
Revenue	\$	-	\$	380,000
Technology	-	-	-	-
2004 Bond	-	-	-	-
2013 Bond	-	-	-	-
2013 Construction	-	-	-	-
LWSC Capital Improvement	-	-	325,000	-
Texas Capital Improvement	-	-	-	-
Texas Corps of Engineers Cost*	275,000	-	-	-
Texas Compost	-	-	-	-
Texas Customer Deposit	-	-	-	-
Equipment Acquisition	-	-	-	-
Texas Infrastructure	-	-	-	-
Texas Personnel Policy	-	-	-	82,500
Texas Reserve	-	-	-	-
WWTP Depreciation	-	-	-	-
Texas Waggoner Creek CIP	-	-	-	-
	\$	275,000	\$	787,500

*All funds in this account are dedicated for payment to the Corps of Engineers for water rights and related costs for implementation of the Ultimate Rule Curve of Lake Wright Patman.

Total Portfolio Performance



**Collateral Position
December 31, 2019**

	CITY			WATER UTILITY				
	Guaranty B&T	Farmers B&T	Southside Bank	NexBank	NexBank	Farmers B&T	East West Bank	Texas Security Bank
Collateral Value	\$ -	\$ 30,500,000	\$ -	\$ -	\$ 6,100,000	\$ 10,150,000	\$ 3,216,170	\$ 1,250,000
+ FDIC Insurance ⁽¹⁾	250,000	250,000	250,000	8,670,163	250,000	250,000	250,000	250,000
Total Enhancement	\$ 250,000	\$ 30,750,000	\$ 250,000	\$ 8,670,163	\$ 6,350,000	\$ 10,400,000	\$ 3,466,170	\$ 1,500,000
Total Deposits	\$ 58,002	\$ 33,588,938	\$ 5,907	\$ 8,481,452	\$ 5,962,197	\$ 6,753,203	\$ 3,150,036	\$ 787,500
Excess Coverage	\$ 191,998	\$ (2,838,938)	\$ 244,093	\$ 188,710	\$ 387,803	\$ 3,646,797	\$ 316,134	\$ 712,500
Percentage Coverage	431%	92%	4232%	102%	107%	154%	110%	190%
Collateral Type:								
Treasuries								
Agency Bullets								
Agency Callable								
Agency LOC								
Munis		\$ 30,500,000			\$ 6,100,000	\$ 10,150,000	\$ 3,216,170	\$ 1,250,000

(1) Includes Insured Cash Sweep balances less than \$250,000.

(2) Farmers B&T - due to an internal account mis-identification, FB&T allowed a FHLB LOC to lapse. The situation has been corrected and the City is now fully covered.